



Audit report

1. I have examined the balance sheet as on 31/03/2024, and the income and expenditure account for the period beginning from 01/04/2023 to ending on 31/03/2024 attached herewith of Nutan Maharashtra Institute of Engineering and Technology, Vishnupuri Samarth Sankul, Talegaon Dabahde, 410507.
2. I certify that the balance sheet and the income and expenditure account are in Agreement with the books of accounts.
3. I confirm that the mercantile method of accounting is followed while preparing books of accounts and preparing income & expenditure account and balance sheet of the course as at 31st March 2024.
4.
 - (A) I have obtained all the information and explanations which, to the best of my Knowledge and belief were necessary for the purpose of the audit.
 - (B) In my opinion, proper books of account have been kept by the institute so far as appears from my examination of the books.
 - (C) In my opinion and to the best of my information and according to the explanations given to me, the said accounts, read with notes thereon, if any, give a true and fair View:
 - (i) in the case of the balance sheet, of the state of the affairs of the course as at 31st March 2024.
 - AND**
 - (ii) In the case of the income and expenditure account of the surplus/deficit of the course for the year ended on that date.

For M.Y. Malhotra & Co.



CA Mahesh Malhotra

Place: Pune

Date: 09/09/2024

UDIN: 24044913BKACEQ7780(Consolidated)


NUTAN MAHARASHTRA INSTITUTE OF ENGG. & TECH

Income and Expenditure Statement

1-Apr-23 to 31-Mar-24

Particulars	AMOUNT	AMOUNT	Particulars	AMOUNT	AMOUNT
Purchase Accounts		1091844.60	Direct Incomes		132426123.00
Computer Lab - Consumable	450260.00		Development Fee	15548291.00	
Chemistry Consumables	106446.00		Other Fees	16000.00	
Chemistry Lab Semi Consumable	7000.00		Tuition Fee	116861832.00	
Computer Lab - Consumable	168941.00		Indirect Incomes		3910438.72
Consumable E&Tc / Etx Lab	23026.00		Cancellation Charges	30000.00	
Consumble-Mech Dept	239613.60		Consultancy Received	800000.00	
Workshop - Consumables	96558.00		Interest Received	959612.00	
Indirect Expenses		143147629.82	Misc. Income	285397.72	
Administrative Expenses	3556362.00		University Activity Fee	1794382.00	
Maintenance	9887197.00		Xerox & Other Receipts	41047.00	
Manpower Expenses	92012682.00				
Operating Expenses	3370736.00		Excess Of Expenditure Over Income		7902912.70
Printing Expenses	25225.00				
Seminar & Workshop/Conference	1460228.00				
Advertisement Expenses	1984082.00				
Audit Fees	616800.00				
Bank Charges	2202.06				
Bus Hire Charges (Students)	1514725.00				
Depriciation	8310863.76				
Diesel & Oil (Genset)	28000.00				
Earn & Learn Scheme Expenses	13221.00				
Induction Programme Expenses	290500.00				
Industrial Visit Expenses	131120.00				
Insurance Expenses Student/Staff	88389.00				
Insurance (Vehicle)	13261.00				
Interest On Loan	1704259.00				
Internet Charges	1457792.00				
Misc. Expenses	42985.00				
Nba Expenses	573163.00				
Nss Activity College Expenses	103092.00				
Office/ Meeting Expenses	341244.00				
Painting Charges	841362.00				
Patent Expenses	79500.00				
Periodicals / Journals	446740.00				
Printing Expenses	809172.00				
Professional Fees	83400.00				
Project Expenses	1075008.00				
Rates & Taxes	252309.00				
R & D	65000.00				
Software Expenses	1400738.00				
Sports Expenses Students	117590.00				
Staff Welfare & Training	319790.00				
Stationery Expenses	494194.00				
Student Gathering Expenses	1265784.00				
Students Welfare & Functions	138914.00				
Usage Charges	8190000.00				
Website Development	40000.00				
Total		144239474.42	Total		144239474.42

AS PER MY REPORT OF EVEN DATE.




CA. MAHESH MALHOTRA
 CHARTERED ACCOUNTANT
 UDIN :24044913BKACEQ7780(Consolidated)
 DATED : 09/09/2024
 PLACE : PUNE



Nutan Maharashtra Institute of Engineering & Technology



Chairman


NUTAN MAHARASHTRA INSTITUTE OF ENGG. & TECH

Balance Sheet


1-Apr-23 to 31-Mar-24

Liabilities	AMOUNT	AMOUNT	Assets	AMOUNT	AMOUNT
Current Liabilities		53777855.75	Fixed Assets		28637569.45
Provisions	2107853.06		Assets Fully Depreciated	10023127.72	
Sundry Creditors	16469780.24		Computer	4190734.56	
Advance Fees	1278189.50		EQUIPMENTS	7900443.19	
Advance For Exam Remuneration (Dec 08	1816402.35		Furniture and Fixtures	5687761.34	
Arc To Staff	66860.00		Library	331099.08	
Cautions Money	4623838.00		Vehicle	504403.56	
Earn & Learn Scheme - Uop	8430.00				
Ebc Concession	244315.00		Current Assets		112197179.96
Employees Provident Fund	225179.00		Deposits (Asset)	5000.00	
Examination Fees	113701.50		Loans & Advances (Asset)	36429.00	
Fees Received/Payable	361690.00		Sundry Debtors	66453016.67	
Freeship Nt Category	157230.00		Cash-in-hand	2646.00	
Freeship Obc Category	423593.00		Bank Accounts	40220634.29	
Freeship Sbc Category	2584.00		Fixed Deposite	5272539.00	
Freeship Sc Category	102292.00		Deposit with BSNL	3219.00	
Freeship St Category	3740.00		Fixed Deposit - Prize Distribution	26368.00	
Fund Received From Giz For Mech	26916.00		Receivable From SPPU for Schemes	25218.00	
Gratuity Payable	12257984.00		Security Deposit - H P Gas	2500.00	
Other Liability	378141.00		Security Deposit - MSEB	92560.00	
Profession Tax	39900.00		Tax Deducted at Source	57050.00	
Remuneration Received	35891.00				
Salary Payable	11313984.00				
Scholorship Obc Category	446537.00				
Scholorship St Category	6805.00				
Scholarship Nt Category	192257.00				
Scholarship Sbc Category	81422.00				
Scholarship Sc Category	123314.00				
Stc/Ptc Scholarship	2000.00				
Tds	662742.00				
Training & Placement V/mi	203385.10				
Uop Grants Under Qip	900.00				
Branch / Divisions		81607737.48			
Nmiet - Soft Skill	1410039.00				
Nutan College Of Engineering & Research	10483123.28				
Nutan Maha.Vidya Polytechnic	1200000.00				
Nutan Maha. Vidya Prasarak Mandal	68514575.20				
Excess Of Income Over Expenditure		5449156.18			
Opening Balance	13352068.88				
Current Period	-7902912.70				
Total		140834749.41	Total		140834749.41


AS PER MY REPORT OF EVEN DATE.



CA. MAHESH MALHOTRA
CHARTERED ACCOUNTANT
 UDIN :24044913BKACEQ7780(Consolidated)
 DATED : 09/09/2024
 PLACE : PUNE



Nutan Maharashtra Institute of Engineering & Technology


Chairman



NUTAN MAHARASHTRA INSTITUTE OF ENGG. & TECH

Receipts and Payments


1-Apr-23 to 31-Mar-24

Receipts	Amount	Amount	Payments	Amount	Amount
Opening Balance		25870514.95	Opening Balance		1270434.85
Bank Accounts	25763350.95		Bank Accounts	1270434.85	
Cash-In-Hand	107164.00		Current Liabilities		122223011.00
Current Liabilities		10764842.50	Advance Fees	27272.00	
Advance Fees	966457.00		Advance For Exam Remuneration (Dec 08)	2320576.00	
Advance For Exam Remuneration (Dec 08)	2829835.00		Caution Money	10000.00	
Caution Money	5000.00		Earn & Learn Scheme - Uop	60798.00	
Earn & Learn Scheme - Uop	64277.00		Ebc Concession	74352.00	
Ebc Concession	51812.50		Employees Provident Fund	2374459.00	
Employees Provident Fund	5380.00		Examination Fees	5788295.00	
Examination Fees	5820601.00		Fees Received/Payable	283340.00	
Fees Received/Payable	553500.00		Gratuity Payable	7368215.00	
N.S.S.	70500.00		Honranum Payable	340500.00	
Profession Tax	4200.00		N.S.S.	52121.00	
Salary Payable	13472.00		Profession Tax	280850.00	
Tds	147008.00		Salary Payable	73096410.00	
University/Students Activity Fees	232800.00		Tds	3129401.00	
Current Assets		143505191.03	University/Students Activity Fees	1240828.00	
Loans & Advances (Asset)	12857.00		Provisions	325318.00	
Sundry Debtors	143492334.03		Sundry Creditors	25450278.00	
Branch / Divisions		50026786.00	Fixed Assets		20107.00
Nmiet - Soft Skill	3180510.00		Library	20107.00	
Nutan College Of Engineering & Research	15000.00		Current Assets		3367187.00
Nutan Maha. Vidya Prasarak Mandal	46831276.00		Deposit With Bsnl	219.00	
Indirect Incomes		2151591.72	Loans & Advances (Asset)	382555.00	
Cancellation Charges	30000.00		Sundry Debtors	2084413.00	
Consultancy Received	800000.00		Fixed Deposite	900000.00	
Excess Fees	262719.00		Branch / Divisions		49410763.00
Interest Received	722428.00		Nmiet - Soft Skill	2306110.00	
Misc. Income	295397.72		Nutan College Of Engineering & Research	160527.00	
Xerox & Other Receipts	41047.00		Nutan Maha. Vidya Prasarak Mandal	46944126.00	
Indirect Expenses		57010.00	Purchase Accounts		119165.00
Misc. Expenses	15000.00		Chemistry Lab Semi Consumable	7000.00	
Administrative Expenses	8400.00		Computer Lab - Consumable	23211.00	
Maintenance	2560.00		Consumble-Mech Dept	490.00	
Manpower Expenses	25050.00		Workshop - Consumables	10600.00	
Seminar & Workshop/Conference	6000.00		Computer Lab - Consumable	77864.00	
			Indirect Incomes		222818.00
			Excess Fees	212818.00	
			Misc. Income	10000.00	
			Indirect Expenses		15519170.06
			Advertisement Expenses	874900.00	
			Audit Fees	26800.00	
			Bank Charges	2202.06	
			Diesel & Oil (Genset)	23000.00	
			Earn & Learn Scheme Expenses	7856.00	
			Induction Programme Expenses	280500.00	
			Industrial Visit Expenses	35500.00	
			Insurance Expenses Student/Staff	88389.00	
			Insurance (Vehicle)	13261.00	
			Misc. Expenses	57985.00	
			Nba Expenses	210102.00	
			Nss Activity College Expenses	1000.00	
			Office/ Meeting Expenses	243696.00	
			Patent Expenses	79500.00	
			Periodicals / Journals	446740.00	
			Printing Expenses	161017.00	
			Professional Fees	59400.00	
			Project Expenses	622968.00	
			Rates & Taxes	252309.00	
			Software Expenses	23010.00	
			Sports Expenses Students	117590.00	
			Staff Welfare & Training	186709.00	
			Stationery Expenses	71388.00	
			Student Gathering Expenses	61735.00	
			Students Welfare & Functions	35948.00	
			Uniform	172200.00	
			Website Development	40000.00	
			Administrative Expenses	2403342.00	
			Maintenance	955461.00	
			Manpower Expenses	4143948.00	
			Operating Expenses	3025944.00	
			Printing Expenses	25225.00	
			Seminar & Workshop/Conference	769547.00	
			Closing Balance		40223280.29
			Bank Accounts	40220634.29	
			Cash-In-Hand	2646.00	
Total		232375936.20	Total		232375936.20

AS PER MY REPORT OF EVEN DATE.



CA. MAHESH MALHOTRA
 CHARTERED ACCOUNTANT
 UDIN : 24044913BKACEQ7780(Consolidated)
 DATED : 09/09/2024
 PLACE : PUNE


Nutan Maharashtra Institute of Engineering & Technology
 Talegaon Dabhade
 410507


Chairman

NUTAN MAHARASHTRA INSTITUTE OF ENGG. & TECH

E-Mail : nmiettalegaon@gmail.com

Manpower Expenses

Group Summary

1-Apr-23 to 31-Mar-24

Page 1

Particulars	Closing Balance	
	Debit	Credit
SALARY- CONTRACT		21,97,912.00
Employer Provident Fund A/c		28,13,872.00
GRATUITY		48,66,869.00
Honorarium Adjunct Staff		13,68,000.00
Registration(Seminar) Charges		50,000.00
Remuneration (Visiting Faculty)		3,29,655.00
Salary		8,03,86,374.00
Grand Total		9,20,12,682.00



NUTAN MAHARASHTRA INSTITUTE OF ENGG. & TECH

E-Mail : nmiettalegaon@gmail.com


Purchase Accounts

Group Summary

1-Apr-23 to 31-Mar-24

Page 1

Particulars	Closing Balance	
	Debit	Credit
Computer Lab - Consumable	4,50,260.00	
Chemistry Consumables	1,06,446.00	
Chemistry Lab Semi Consumable	7,000.00	
Computer Lab - Consumable	1,68,941.00	
Consumable E&Tc / ETX Lab	23,026.00	
Consumable-Mech Dept	2,39,613.60	
Workshop - Consumables	96,558.00	
Grand Total	10,91,844.60	



NUTAN MAHARASHTRA INSTITUTE OF ENGG. & TECH

E-Mail : nmiettalegaon@gmail.com

Current Liabilities

Group Summary

1-Apr-23 to 31-Mar-24

Page 1

Particulars	Closing Balance	
	Debit	Credit
Provisions		21,07,853.06
Sundry Creditors	3,98,628.00	1,68,68,408.24
Advance Fees		12,78,189.50
Advance for Exam Remuneration (Dec 08)		18,16,402.35
ARC to Staff		66,860.00
Caution Money		46,23,838.00
Earn & Learn Scheme - UOP		8,430.00
EBC Concession		2,44,315.00
Employees Provident Fund		2,25,179.00
Examination Fees		1,13,701.50
Fees Received/Payable		3,61,690.00
Freeship NT Category		1,57,230.00
Freeship OBC Category		4,23,593.00
Freeship SBC Category		2,584.00
Freeship SC Category		1,02,292.00
Freeship ST Category		3,740.00
Fund Received From GIZ for Mech		26,916.00
GRATUITY PAYABLE		1,22,57,984.00
Other Liability		3,78,141.00
Profession Tax		39,900.00
Remuneration Received		35,891.00
Salary Payable		1,13,13,984.00
Scholorship OBC Category		4,46,537.00
Scholorship ST Category		6,805.00
Scholarship NT Category		1,92,257.00
Scholarship SBC Category		81,422.00
Scholarship SC Category		1,23,314.00
STC/PTC Scholarship		2,000.00
TDS		6,62,742.00
Training & Placement VLMI		2,03,385.10
UOP Grants Under QIP		900.00
Grand Total	3,98,628.00	5,41,76,483.75



NUTAN MAHARASHTRA INSTITUTE OF ENGG. & TECH

E-Mail : nmiettalegaon@gmail.com


Current Assets

Group Summary

1-Apr-23 to 31-Mar-24

Page 1

Particulars	Closing Balance	
	Debit	Credit
Deposits (Asset)		5,000.00
Loans & Advances (Asset)		36,429.00
Sundry Debtors		6,64,53,016.67
Cash-in-Hand		2,646.00
Bank Accounts		4,02,20,634.29
Fixed Deposite		52,72,539.00
Deposit with BSNL		3,219.00
Fixed Deposit - Prize Distribution		26,368.00
Receivable From SPPU for Schemes		25,218.00
Security Deposit - H P Gas		2,500.00
Security Deposit - MSEB		92,560.00
Tax Deducted at Source		57,050.00
Grand Total		11,21,97,179.96



NUTAN MAHARASHTRA INSTITUTE OF ENGG. & TECH

E-Mail : nmiettalegaon@gmail.com

Administrative Expenses

Group Summary

1-Apr-23 to 31-Mar-24

Page 1

Particulars	Closing Balance	
	Debit	Credit
Affiliation Fees - UOP	4,45,500.00	
Inspection/ Processing Fees	16,58,418.00	
Membership Fees	2,27,390.00	
Training and Placement Exp.	12,25,054.00	
Grand Total	35,56,362.00	



NUTAN MAHARASHTRA INSTITUTE OF ENGG. & TECH

E-Mail : nmiettalegaon@gmail.com

Operating Expenses

Group Summary

1-Apr-23 to 31-Mar-24

Page 1

Particulars	Closing Balance	
	Debit	Credit
Auto Gas and Oil	98,673.00	
Conveyance	51,575.00	
Electricity Expenses	28,09,304.00	
Postage and Telephone	3,978.00	
Travelling Expenses	1,93,450.00	
Water Charges	1,47,500.00	
Xerox Expenses	66,256.00	
Grand Total	33,70,736.00	



NUTAN MAHARASHTRA INSTITUTE OF ENGG. & TECH

E-Mail : nmiettalegaon@gmail.com

Maintenance

Group Summary

1-Apr-23 to 31-Mar-24


Page 1

Particulars	Closing Balance	
	Debit	Credit
Electrical Maintenance	35,60,254.00	
Garden Maintenance	1,41,396.00	
Networking Maintenance	29,53,479.00	
Repair & Maintance- FE Dept	40,051.00	
Repair Maintenance -Mech	1,57,734.00	
Repair & Maint.- Furniture	9,700.00	
Repairs and Maintenance	4,99,445.00	
Repairs and Maint. IT Infra	69,400.00	
Repairs - Building	21,24,288.00	
Repairs & Maint. Computer	45,719.00	
Repairs -Maint - ENTC	1,57,816.00	
Repairs & Maint - IT	8,814.00	
Repairs - Maint. Workshop	60,705.00	
Repairs to Vehicle	58,396.00	
Grand Total	98,87,197.00	



DEPRECIATION 23-24

PARTICULARS	OPENING WDV	ADDITION		CLOSING WDV	RATE	DEPRECIATION FOR THE YEAR	CLOSING WDV 31.03.2024
		> 180 Days	< 180Days				
Benches	5,89,002.97			5,89,002.97	10%	58,900.30	5,30,102.67
Copier Cum Laser Printer	63,250.40			63,250.40	10%	6,325.04	56,925.36
Drawing Boards /stand/ Stool	54,429.31			54,429.31	10%	5,442.93	48,986.38
Furniture	40,95,797.71	-	5,33,740.00	46,29,537.71	10%	4,36,266.77	41,93,270.94
Green Board	1,51,801.79			1,51,801.79	10%	15,180.18	1,36,621.61
Library Furniture	2,26,762.41	10,832.00	1,14,401.00	3,51,995.41	10%	29,479.49	3,22,515.92
Water Cooler	93,707.93	3,50,000.00	-	4,43,707.93	10%	44,370.79	3,99,337.13
Basic Civil -Equipments	12,625.82			12,625.82	15%	1,893.87	10,731.95
Basic Mech. Lab Models	12,458.20			12,458.20	15%	1,868.73	10,589.47
Chemistry Lab Equipments	18,693.79			18,693.79	15%	2,804.07	15,889.72
Electrical Lab Equipments	31,063.62			31,063.62	15%	4,659.54	26,404.07
Electronics Lab Equipments	29,358.10			29,358.10	15%	4,403.72	24,954.39
Engg. Mechanics Equipments	69,474.25			69,474.25	15%	10,421.14	59,053.11
E&TC/ETX (SE) Dead Stock	13,35,546.38		1,10,035.00	14,45,581.38	15%	2,08,584.58	12,36,996.80
E Yantra Lab	1,04,227.69			1,04,227.69	15%	15,634.15	88,593.54
Genset	51,034.60			51,034.60	15%	7,655.19	43,379.41
Kitchen Equipment	4,24,383.51			4,24,383.51	15%	63,657.53	3,60,725.98
Mechanical Lab - Dead Stock	33,19,717.76		10,57,457.40	43,77,175.16	15%	5,77,266.97	37,99,908.20
Other Electrical Equipments	5,90,665.01			5,90,665.01	15%	88,599.75	5,02,065.25
Printer,scanner	65,231.19			65,231.19	15%	13,501.68	76,509.51
Physics Lab Equipments	13,950.94	24,780.00		13,950.94	15%	2,092.64	11,858.30
Ploter HP 110+	7,443.77			7,443.77	15%	1,116.57	6,327.20
Satellite Communication Lab	12,908.15			12,908.15	15%	1,936.22	10,971.93
Solar Rooftop System	3,88,887.47			3,88,887.47	15%	58,333.12	3,30,554.35
Sports Equipments	29,156.77		78,450.00	1,07,606.77	15%	10,257.27	97,349.51
Wi Fi Systems	23,492.27			23,492.27	15%	3,523.84	19,968.43
Workshop Tools & Equip.	58,792.90			58,792.90	15%	8,818.93	49,973.96
Fire Fighting Equipment	19,370.00			19,370.00	15%	2,905.50	16,464.50
Vehicle	5,93,418.93			5,93,418.93	15%	89,012.84	5,04,406.09
Computer	21,05,731.39	44,25,000.00	2,30,100.00	67,60,831.39	40%	26,58,312.56	41,02,518.83
Library/ Lab Software	12,107.99			12,107.99	40%	4,843.20	7,264.79
Office Automation Software	1,611.00			1,611.00	40%	644.40	966.60
Projector	1,33,306.45			1,33,306.45	40%	53,322.58	79,983.87
U.P.S. System	11,683.60		11,79,720.00	11,91,403.60	15%	90,231.54	11,01,172.06
Books	1,04,271.40	10,952.00	3,27,457.00	4,42,680.40	40%	1,11,580.76	3,31,099.64
Plant & Machinery 22-23	60,93,395.25			60,93,395.25	15%	9,14,009.29	51,79,385.96
Computer 22-23	63,53,576.00			63,53,576.00	40%	25,41,430.40	38,12,145.60
Furniture 22-23	10,52,310.48			10,52,310.48	10%	1,05,231.05	9,47,079.43
Books 22-23	1,40,861.60			1,40,861.60	40%	56,344.64	84,516.96
TOTAL	2,84,95,508.81	48,21,564.00	36,31,360.40	3,69,48,433.21		83,10,863.76	2,86,37,569.45



DEPRECIATION 23-24

PARTICULARS	OPENING WDV	ADDITION		CLOSING WDV	RATE	DEPRECIATION FOR THE YEAR	CLOSING WDV 31.03.2024
		> 180 Days	< 180Days				
Benches	5,89,002.97			5,89,002.97	10%	58,900.30	5,30,102.67
Copier Cum Laser Printer	63,250.40			63,250.40	10%	6,325.04	56,925.36
Drawing Boards /stand/ Stool	54,429.31			54,429.31	10%	5,442.93	48,986.38
Furniture	40,95,797.71		5,33,740.00	46,29,537.71	10%	4,36,266.77	41,93,270.94
Green Board	1,51,801.79			1,51,801.79	10%	15,180.18	1,36,621.61
Library Furniture	2,26,762.41	10,832.00	1,14,401.00	3,51,995.41	10%	29,479.49	3,22,515.92
Water Cooler	93,707.93	3,50,000.00		4,43,707.93	10%	44,370.79	3,99,337.13
Basic Civil -Equipments	12,625.82			12,625.82	15%	1,893.87	10,731.95
Basic Mech. Lab Models	12,458.20			12,458.20	15%	1,868.73	10,589.47
Chemistry Lab Equipments	18,693.79			18,693.79	15%	2,804.07	15,889.72
Electrical Lab Equipments	31,063.62			31,063.62	15%	4,659.54	26,404.07
Electronics Lab Equipments	29,358.10			29,358.10	15%	4,403.72	24,954.39
Engg. Mechanics Equipments	69,474.25			69,474.25	15%	10,421.14	59,053.11
E&TC/ETX (SE) Dead Stock	13,35,546.38		1,10,035.00	14,45,581.38	15%	2,08,584.58	12,36,996.80
E Yantra Lab	1,04,227.69			1,04,227.69	15%	15,634.15	88,593.54
Genset	51,034.60			51,034.60	15%	7,655.19	43,379.41
Kitchen Equipment	4,24,383.51			4,24,383.51	15%	63,657.53	3,60,725.98
Mechanical Lab - Dead Stock	33,19,717.76		10,57,457.40	43,77,175.16	15%	5,77,266.97	37,99,908.20
Other Electrical Equipments	5,90,665.01			5,90,665.01	15%	88,599.75	5,02,065.25
Printer,scanner	65,231.19			65,231.19	15%	13,501.68	76,509.51
Physics Lab Equipments	13,950.94	24,780.00		13,950.94	15%	2,092.64	11,858.30
Plotter HP 110+	7,443.77			7,443.77	15%	1,116.57	6,327.20
Satelite Communication Lab	12,908.15			12,908.15	15%	1,936.22	10,971.93
Solar Rooftop System	3,88,887.47			3,88,887.47	15%	58,333.12	3,30,554.35
Sports Equipments	29,156.77		78,450.00	1,07,606.77	15%	10,257.27	97,349.51
Wi Fi Systems	23,492.27			23,492.27	15%	3,523.84	19,968.43
Workshop Tools & Equip.	58,792.90			58,792.90	15%	8,818.93	49,973.96
Fire Fighting Equipment	19,370.00			19,370.00	15%	2,905.50	16,464.50
Vehicle	5,93,418.93			5,93,418.93	15%	89,012.84	5,04,406.09
Computer	21,05,731.39	44,25,000.00	2,30,100.00	67,60,831.39	40%	26,58,312.56	41,02,518.83
Library/ Lab Software	12,107.99			12,107.99	40%	4,843.20	7,264.79
Office Automation Software	1,611.00			1,611.00	40%	644.40	966.60
Projector	1,33,306.45			1,33,306.45	40%	53,322.58	79,983.87
U.P. S. System	11,683.60			11,683.60	15%	90,231.54	11,01,172.06
Books	1,04,271.40		11,79,720.00	4,42,680.40	40%	1,11,580.76	3,31,099.64
Plant &Machinery 22-23	60,93,395.25	10,952.00	3,27,457.00	60,93,395.25	15%	9,14,009.29	51,79,385.96
Computer 22-23	63,53,576.00			63,53,576.00	40%	25,41,430.40	38,12,145.60
Furniture 22-23	10,52,310.48			10,52,310.48	10%	1,05,231.05	9,47,079.43
Books 22-23	1,40,861.60			1,40,861.60	40%	56,344.64	84,516.96
TOTAL	2,84,95,508.81	48,21,564.00	36,31,360.40	3,69,48,433.21		83,10,863.76	2,86,37,569.45

