



**M. Y. Malhotra & Co.**  
**Chartered Accountants**

ACCOUNTANT'S COMPILATION REPORT

To Trustee of NUTAN MAHARASHTRA INSTITUTE OF ENGG.& TECH

We have compiled the accompanying financial statements of NUTAN MAHARASHTRA INSTITUTE OF ENGG.& TECH based on information you have provided. These financial statements comprise the Balance Sheet of NUTAN MAHARASHTRA INSTITUTE OF ENGG.& TECH as at March 31, 2023 and the statement of Income & Expenditure for the year then ended.

We performed this compilation engagement in accordance with Standard on Related Services 4410 (Revised), Compilation Engagements.

We have applied our expertise in accounting and financial reporting to assist you in the preparation and presentation of these financial statements in accordance with accounting principles generally accepted in India. We have complied with relevant ethical requirements.

These financial statements and the accuracy and completeness of the information used to compile them are your responsibility.

Since a compilation engagement is not an assurance engagement, we are not required to verify the accuracy or completeness of the information you provided to us to compile these financial statements. Accordingly, we do not express an audit opinion or a review conclusion on whether these financial statements are prepared in accordance with accounting principles generally accepted in India.

For M Y Malhotra & Co

Chartered Accountant


CA Mahesh Malhotra

Proprietor

M No: 044913

Date: 11-10-2023

UDIN: 23044913BGUZAF8303



Office : 1A, Runwal Plaza, 3rd Floor, Opp. Sonal Hall, 41/12, Karve Road, Pune - 411004. Tel. : (020) 40781849 Cell : 9822065760

Branch Office : 105, 'SAANVI', Nutan Mahavidyalaya Lane, Talegaon Chakan Road, Talegaon Tal. Maval, Dist. Pune - 410 507. Tel.: 02114 - 225760

E-mail : camaheshmalhotra@gmail.com

**NUTAN MAHARASHTRA INSTITUTE OF ENGG. & TECH**


**Balance Sheet**

1-Apr-22 to 31-Mar-23

| Liabilities                             | AMOUNT      | AMOUNT              | Assets                             | AMOUNT      | AMOUNT              |
|---|-------------|---------------------|------------------------------------|-------------|---------------------|
| Capital Account                         |             |                     | Fixed Assets                       |             | 28495508.81         |
| Loans (Liability)                       |             |                     | Assets Fully Depreciated           | 13640143.10 |                     |
| Current Liabilities                     |             | 65061120.25         | Computer                           | 2252757.30  |                     |
| Provisions                              | 1115713.08  |                     | EQUIPMENTS                         | 6630167.34  |                     |
| Sundry Creditors                        | 19366530.24 |                     | Furniture and Fixtures             | 5274753.84  |                     |
| Advance Fees                            | 290103.50   |                     | Library                            | 104270.83   |                     |
| Advance for Exam Remuneration (Dec 08)  | 1376310.35  |                     | Vehicle                            | 593416.40   |                     |
| AICTE Grant Received                    |             |                     | Current Assets                     |             | 101666453.05        |
| ARC to Staff                            | 66860.00    |                     | Deposits (Asset)                   | 5000.00     |                     |
| Caution Money                           | 4628838.00  |                     | Loans & Advances (Asset)           | 64900.00    |                     |
| Earn & Learn Scheme - UOP               |             |                     | Sundry Debtors                     | 72654421.95 |                     |
| EBC Concession                          | 266854.50   |                     | Cash-in-hand                       | 107164.00   |                     |
| Employees Provident Fund                | 192495.00   |                     | Bank Accounts                      | 24492916.10 |                     |
| Examination Fees                        | 81395.50    |                     | Deposit with BSNL                  | 3000.00     |                     |
| Fees Received/Payable                   | 293500.00   |                     | Fixed Deposit - Axis Bank          | 4158550.00  |                     |
| Freeship NT Category                    | 157230.00   |                     | Fixed Deposit - Prize Distribution | 26368.00    |                     |
| Freeship OBC Category                   | 423593.00   |                     | Receivable From SPPU for Schemes   | 25218.00    |                     |
| Freeship SBC Category                   | 2584.00     |                     | Security Deposit - H P Gas         | 2500.00     |                     |
| Freeship SC Category                    | 102292.00   |                     | Security Deposit - MSEB            | 92560.00    |                     |
| Freeship ST Category                    | 3740.00     |                     | Tax Deducted at Source             | 33855.00    |                     |
| Fund Received From GIZ for Mech         | 26916.00    |                     |                                    |             |                     |
| Gratuity Payable                        | 14759330.00 |                     |                                    |             |                     |
| Honarium Payable                        |             |                     |                                    |             |                     |
| N.S.S.                                  | -80458.00   |                     |                                    |             |                     |
| Other Liability                         | 378141.00   |                     |                                    |             |                     |
| Profession Tax                          | 21800.00    |                     |                                    |             |                     |
| Remuneration Received                   | 35891.00    |                     |                                    |             |                     |
| Salary Payable                          | 10571201.00 |                     |                                    |             |                     |
| Scholarship OBC Category                | 446537.00   |                     |                                    |             |                     |
| Scholarship ST Category                 | 6805.00     |                     |                                    |             |                     |
| Scholarship NT Category                 | 192257.00   |                     |                                    |             |                     |
| Scholarship SBC Category                | 81422.00    |                     |                                    |             |                     |
| Scholarship SC Category                 | 123314.00   |                     |                                    |             |                     |
| STC/PTC Scholarship                     | 2000.00     |                     |                                    |             |                     |
| TDS                                     | 888900.00   |                     |                                    |             |                     |
| Training & Placement VLMI               | 203385.10   |                     |                                    |             |                     |
| University/Students Activity Fees       | 9034740.00  |                     |                                    |             |                     |
| UOP Grants Under QIP                    | 900.00      |                     |                                    |             |                     |
| Branch / Divisions                      |             | 51748772.73         |                                    |             |                     |
| NMIET - SOFT SKILL                      | 535639.00   |                     |                                    |             |                     |
| Nutan College of Engineering & Research | 275417.53   |                     |                                    |             |                     |
| Nutan Maha.Vidya Polytechnic            | 1200000.00  |                     |                                    |             |                     |
| Nutan Maha. Vidya Prasarak Mandal       | 49737716.20 |                     |                                    |             |                     |
| Excess of income over expenditure       |             | 13352068.88         |                                    |             |                     |
| Opening Balance                         | 13428914.15 |                     |                                    |             |                     |
| Current Period                          | -76845.27   |                     |                                    |             |                     |
| <b>Total</b>                            |             | <b>130161961.86</b> | <b>Total</b>                       |             | <b>130161961.86</b> |

AS PER MY REPORT OF EVEN DATE

CA. MAHESH MALHOTRA  
CHARTERED ACCOUNTANT



UDIN : 23044913BGUZZC71694 (CONSOLIDATED)

PLACE : PUNE

DATED : 29/09/2023


CHAIRMAN

**NUTAN MAHARASHTRA INSTITUTE OF ENGG. & TECH**  
**Income and Expenditure Statement**  
**1-Apr-22 to 31-Mar-23**

| Particulars                      | AMOUNT      | AMOUNT              | Particulars                              | 1-Apr-22 to 31- |                     |
|----------------------------------|-------------|---------------------|--|-----------------|---------------------|
| <b>Purchase Accounts</b>         |             | <b>2221291.80</b>   | <b>Direct Incomes</b>                    |                 | <b>124563270.00</b> |
| Computer Lab - Consumable        | 1655772.80  |                     | Development Fee                          | 14242863.00     |                     |
| Chemistry Consumables            | 5000.00     |                     | Other Fees                               | 8000.00         |                     |
| Chemistry Lab Semi Consumable    |             |                     | Tution Fee                               | 110312407.00    |                     |
| Computer Lab - Consumable        | 290173.00   |                     | <b>Indirect Incomes</b>                  |                 | <b>2256427.13</b>   |
| Consumable E&Tc / ETX Lab        | 144583.00   |                     | Cancellation Charges                     | 12000.00        |                     |
| Consumable-Mech Dept             | 125763.00   |                     | Excess Fees                              |                 |                     |
| <b>Indirect Expenses</b>         |             | <b>124675250.60</b> | Interest on Fd                           | 174405.00       |                     |
| Administrative Expenses          | 5864387.80  |                     | Interest Received                        | 646599.00       |                     |
| Maintenance                      | 12518018.00 |                     | Misc. Income                             | 61945.13        |                     |
| Manpower Expenses                | 74901718.00 |                     | University Activity Fee                  | 1331340.00      |                     |
| Operating Expenses               | 3399496.00  |                     | Xerox & Other Receipts                   | 30138.00        |                     |
| Printing Expenses                |             |                     | <b>Excess of expenditure over income</b> |                 | <b>76845.27</b>     |
| Seminar & Workshop               | 336803.00   |                     |  |                 |                     |
| Staff Development                |             |                     |  |                 |                     |
| Advertisement Expenses           | 2328509.00  |                     |  |                 |                     |
| Annual Social Expenses           | 2290950.00  |                     |  |                 |                     |
| Audit Fees                       | 322000.00   |                     |  |                 |                     |
| Bank Charges                     | 2243.38     |                     |  |                 |                     |
| Bus Hire Charges (Students)      | 1604040.00  |                     |  |                 |                     |
| Depreciation Disallowed          | 3920580.27  |                     |  |                 |                     |
| Depriciation                     | 3437913.27  |                     |  |                 |                     |
| Diesel & Oil (Genset)            | 16500.00    |                     |  |                 |                     |
| Earn & Learn Scheme Expenses     | 10936.00    |                     |  |                 |                     |
| Function & Festival Expenses     | 95939.00    |                     |  |                 |                     |
| Industrial Visit Expenses        | 64580.00    |                     |  |                 |                     |
| Insurance Expenses Student/staff | 41418.00    |                     |  |                 |                     |
| Insurance (Vehicle)              | 15449.00    |                     |  |                 |                     |
| Interest on Loan                 | 2433000.00  |                     |  |                 |                     |
| Internet Charges                 | 348395.00   |                     |  |                 |                     |
| Misc. Expenses                   | 30423.00    |                     |  |                 |                     |
| NBA Expenses                     | 980830.00   |                     |  |                 |                     |
| Office/ General Expenses         | 100754.00   |                     |  |                 |                     |
| Painting Charges                 | 325337.00   |                     |  |                 |                     |
| Patent Expenses                  | 49200.00    |                     |  |                 |                     |
| Periodicals / Journals           | 905482.00   |                     |  |                 |                     |
| Printing Expenses                | 147072.20   |                     |  |                 |                     |
| Professional Fees                | 53500.00    |                     |  |                 |                     |
| Project Expenses                 | 192631.00   |                     |  |                 |                     |
| Rates & Taxes                    | 257220.00   |                     |  |                 |                     |
| Software Expenses                | 1081167.24  |                     |  |                 |                     |
| Sports Expenses                  | 447523.00   |                     |  |                 |                     |
| Stationery Expenses              | 145644.00   |                     |  |                 |                     |
| Transportation and Freight       |             |                     |  |                 |                     |
| USAGE CHARGES                    | 6000000.00  |                     |  |                 |                     |
| Website Development              |             |                     |  |                 |                     |
| Write Off- Fixed Asset           | 5811.44     |                     |  |                 |                     |
| <b>Total</b>                     |             | <b>126896542.40</b> | <b>Total</b>                             |                 | <b>126896542.40</b> |

AS PER MY REPORT OF EVEN DATE.

CA. MAHESH MALHOTRA  
 CHARTERED ACCOUNTANT



UDIN : 23044913BGUZZC71694 (CONSOLIDATED)  
 PLACE : PUNE  
 DATED :29/09/2023

*[Signature]*  
 CHAIRMAN

# NUTAN MAHARASHTRA INSTITUTE OF ENGG. & TECH


## Current Assets

Group Summary

1-Apr-2022 to 31-Mar-2023

Page 1

| Particulars                        | Closing Balance        |                     |
|------------------------------------|------------------------|---------------------|
|                                    | Debit                  | Credit              |
| Deposits (Asset)                   | 5,000.00               |                     |
| Loans & Advances (Asset)           | 64,900.00              |                     |
| Sundry Debtors                     | 7,26,54,421.95         |                     |
| Cash-in-hand                       | 1,07,164.00            |                     |
| Bank Accounts                      | 2,57,63,350.95         | 12,70,434.85        |
| Fixed Deposite                     | 41,58,550.00           |                     |
| Deposit with BSNL                  | 3,000.00               |                     |
| Fixed Deposit - Prize Distribution | 26,368.00              |                     |
| Receivable From SPPU for Schemes   | 25,218.00              |                     |
| Security Deposit - H P Gas         | 2,500.00               |                     |
| Security Deposit - MSEB            | 92,560.00              |                     |
| Tax Deducted at Source             | 33,855.00              |                     |
| <b>Grand Total</b>                 | <b>10,29,36,887.90</b> | <b>12,70,434.85</b> |



# NUTAN MAHARASHTRA INSTITUTE OF ENGG. & TECH



## Current Liabilities

Group Summary

1-Apr-2022 to 31-Mar-2023

Page 1

| Particulars                            | Closing Balance    |                       |
|--|--------------------|-----------------------|
|  | Debit              | Credit                |
| <b>Provisions</b>                      |                    | <b>11,15,713.06</b>   |
| <b>Sundry Creditors</b>                | <b>46,065.00</b>   | <b>1,94,12,595.24</b> |
| Advance Fees                           |                    | 2,90,103.50           |
| Advance for Exam Remuneration (Dec 08) |                    | 13,76,310.35          |
| ARC to Staff                           |                    | 66,860.00             |
| Caution Money                          |                    | 46,28,838.00          |
| EBC Concession                         |                    | 2,66,854.50           |
| Employees Provident Fund               |                    | 1,92,495.00           |
| Examination Fees                       |                    | 81,395.50             |
| Fees Received/Payable                  |                    | 2,93,500.00           |
| Freeship NT Category                   |                    | 1,57,230.00           |
| Freeship OBC Category                  |                    | 4,23,593.00           |
| Freeship SBC Category                  |                    | 2,584.00              |
| Freeship SC Category                   |                    | 1,02,292.00           |
| Freeship ST Category                   |                    | 3,740.00              |
| Fund Received From GIZ for Mech        |                    | 26,916.00             |
| Gratuity Payable                       |                    | 1,47,59,330.00        |
| N.S.S.                                 | 80,458.00          |                       |
| Other Liability                        |                    | 3,78,141.00           |
| Profession Tax                         |                    | 21,800.00             |
| Remuneration Received                  |                    | 35,891.00             |
| Salary Payable                         |                    | 1,05,71,201.00        |
| Scholarship OBC Category               |                    | 4,46,537.00           |
| Scholarship ST Category                |                    | 6,805.00              |
| Scholarship NT Category                |                    | 1,92,257.00           |
| Scholarship SBC Category               |                    | 81,422.00             |
| Scholarship SC Category                |                    | 1,23,314.00           |
| STC/PTC Scholarship                    |                    | 2,000.00              |
| TDS                                    |                    | 8,88,900.00           |
| Training & Placement VLMI              |                    | 2,03,385.10           |
| University/Students Activity Fees      |                    | 90,34,740.00          |
| UOP Grants Under QIP                   |                    | 900.00                |
| <b>Grand Total</b>                     | <b>1,26,523.00</b> | <b>6,51,87,643.25</b> |



# NUTAN MAHARASHTRA INSTITUTE OF ENGG. & TECH



## Manpower Expenses

Group Summary

1-Apr-2022 to 31-Mar-2023

Page 1

| Particulars                      | Closing Balance |                       |
|----------------------------------|-----------------|-----------------------|
|                                  | Debit           | Credit                |
| <b>Salary- Contract</b>          |                 | <b>37,58,186.00</b>   |
| Employer Provident Fund A/c      |                 | 16,46,878.00          |
| Gratuity                         |                 | 50,00,000.00          |
| Honorarium Adjunct Staff         |                 | 12,58,500.00          |
| Remuneration (Visiting Faculty ) |                 | 62,500.00             |
| Salary                           |                 | 6,31,75,654.00        |
| <b>Grand Total</b>               |                 | <b>7,49,01,718.00</b> |




# NUTAN MAHARASHTRA INSTITUTE OF ENGG. & TECH

## Purchase Accounts

Group Summary

1-Apr-2022 to 31-Mar-2023

| Particulars               | Closing Balance   |        |
|---------------------------|-------------------|--------|
|                           | Debit             | Credit |
|                           |                   |        |
| Consumable Material       | 1655772.80        |        |
| Chemistry Consumables     | 5000.00           |        |
| Computer Lab - Consumable | 290173.00         |        |
| Consumable E&Tc / ETX Lab | 144583.00         |        |
| Consumble-Mech Dept       | 125763.00         |        |
| <b>Grand Total</b>        | <b>2221291.80</b> |        |



# NUTAN MAHARASHTRA INSTITUTE OF ENGG. & TECH


## Administrative Expenses

Group Summary

1-Apr-2022 to 31-Mar-2023

Page 1

| Particulars                 | Closing Balance     |        |
|-----------------------------|---------------------|--------|
|                             | Debit               | Credit |
| Affiliation Fees - UOP      | 1,76,000.00         |        |
| Inspection/ Processing Fees | 2,75,563.80         |        |
| Membership Fees             | 1,00,795.00         |        |
| Training and Placement Exp. | 53,12,029.00        |        |
| <b>Grand Total</b>          | <b>58,64,387.80</b> |        |



# NUTAN MAHARASHTRA INSTITUTE OF ENGG. & TECH


## Maintenance

Group Summary

1-Apr-2022 to 31-Mar-2023

Page 1

| Particulars                 | Closing Balance       |        |
|-----------------------------|-----------------------|--------|
|                             | Debit                 | Credit |
| Electrical Maintenance      | 4,77,659.00           |        |
| Repair Maintenance -Mech    | 56,640.00             |        |
| Repair & Maint.- Furniture  | 2,64,200.00           |        |
| Repairs and Maintenance     | 38,68,143.00          |        |
| Repairs and Maint. IT Infra | 2,35,728.00           |        |
| Repairs - Building          | 49,04,386.00          |        |
| Repairs & Maint. Computer   | 3,19,775.00           |        |
| Repairs -Maint - ENTC       | 1,13,528.00           |        |
| Repairs & Maint - IT        | 6,073.00              |        |
| Repairs - Maint. Workshop   | 58,246.00             |        |
| Repairs to Road             | 21,95,739.00          |        |
| Repairs to Vehicle          | 17,901.00             |        |
| <b>Grand Total</b>          | <b>1,25,18,018.00</b> |        |



# NUTAN MAHARASHTRA INSTITUTE OF ENGG. & TECH



## Operating Expenses

Group Summary

1-Apr-2022 to 31-Mar-2023

Page 1

| Particulars           | Closing Balance     |        |
|-----------------------|---------------------|--------|
|                       | Debit               | Credit |
| Auto Gas and Oil      | 1,60,600.00         |        |
| Conveyance            | 32,458.00           |        |
| Electricity Expenses  | 18,01,202.00        |        |
| Postage and Telephone | 6,224.00            |        |
| Travelling Expenses   | 6,18,818.00         |        |
| Water Charges         | 3,22,280.00         |        |
| Xerox Expenses        | 4,57,914.00         |        |
| <b>Grand Total</b>    | <b>33,99,496.00</b> |        |



**Schedule E: Depreciation FY 2022-23**

| PARTICULARS                                   | OPENING WDV          | ADDITION            |                      | CLOSING WDV          | RATE | DEPRECIATION FOR THE YEAR | CLOSING WDV 31.03.2023 |
|---|----------------------|---------------------|----------------------|----------------------|------|---------------------------|------------------------|
|   |                      | : 180 Days          | < 180days            |                      |      |                           |                        |
| <b>* UJAN MH INSTITUTE OF ENGG &amp; TECH</b> |                      |                     |                      |                      |      |                           |                        |
| Benches                                       | 654,447.74           |                     |                      | 654,447.74           | 10%  | 65,444.77                 | 589,002.94             |
| Copier Cum Laser Printer                      | 70,278.22            |                     |                      | 70,278.22            | 10%  | 7,027.82                  | 63,250.06              |
| Drawing Boards /stand/ Stool                  | 60,477.01            |                     |                      | 60,477.01            | 10%  | 6,047.70                  | 54,429.31              |
| Furniture                                     | 4,550,886.34         |                     |                      | 4,550,886.34         | 10%  | 455,088.63                | 4,095,797.71           |
| Green Board                                   | 168,668.66           |                     |                      | 168,668.66           | 10%  | 16,866.87                 | 151,801.79             |
| Library Furniture                             | 251,958.23           |                     |                      | 251,958.23           | 10%  | 25,195.82                 | 226,762.15             |
| Water Cooler                                  | 104,119.92           |                     |                      | 104,119.92           | 10%  | 10,411.99                 | 93,707.27              |
| Basic Civil -Equipments                       | 14,853.91            |                     |                      | 14,853.91            | 15%  | 2,228.09                  | 12,625.74              |
| Basic Mech. Lab Models                        | 14,656.70            |                     |                      | 14,656.70            | 15%  | 2,198.51                  | 12,458.31              |
| Chemistry Lab Equipments                      | 21,992.69            |                     |                      | 21,992.69            | 15%  | 3,298.90                  | 18,694.09              |
| Electrical Lab Equipments                     | 36,545.43            |                     |                      | 36,545.43            | 15%  | 5,481.81                  | 31,063.39              |
| Electronics Lab Equipments                    | 34,538.94            |                     |                      | 34,538.94            | 15%  | 5,180.84                  | 29,357.95              |
| Engg. Mechanics Equipments                    | 81,734.41            |                     |                      | 81,734.41            | 15%  | 12,260.16                 | 69,474.46              |
| EXT/ETX (SE) Dead Stock                       | 1,571,231.04         |                     |                      | 1,571,231.04         | 15%  | 235,684.66                | 1,335,546.71           |
| E Yantra Lab                                  | 122,620.81           |                     |                      | 122,620.81           | 15%  | 18,393.12                 | 104,227.56             |
| Genset  | 60,040.71            |                     |                      | 60,040.71            | 15%  | 9,006.11                  | 51,034.67              |
| Kitchen Equipment                             | 499,274.71           |                     |                      | 499,274.71           | 15%  | 74,891.21                 | 424,383.70             |
| Mechanical Lab - Dead Stock                   | 3,905,550.31         |                     |                      | 3,905,550.31         | 15%  | 585,832.55                | 3,319,717.59           |
| Other Electrical Equipments                   | 694,900.01           |                     |                      | 694,900.01           | 15%  | 104,235.00                | 590,665.06             |
| Printer,scanner                               | 76,742.58            |                     |                      | 76,742.58            | 15%  | 11,511.39                 | 65,231.24              |
| Physics Lab Equipments                        | 16,412.87            |                     |                      | 16,412.87            | 15%  | 2,461.93                  | 13,951.11              |
| Ploter HP 110+                                | 8,757.38             |                     |                      | 8,757.38             | 15%  | 1,313.31                  | 7,443.78               |
| Satellite Communication Lab                   | 15,186.06            |                     |                      | 15,186.06            | 15%  | 2,277.91                  | 12,907.95              |
| Solar Rooftop System                          | 457,514.67           |                     |                      | 457,514.67           | 15%  | 68,627.20                 | 388,887.10             |
| Sports Equipments                             | 34,302.09            |                     |                      | 34,302.09            | 15%  | 5,145.31                  | 29,156.39              |
| W/ F Systems                                  | 27,637.97            |                     |                      | 27,637.97            | 15%  | 4,145.69                  | 23,491.52              |
| Workshop Tools & Equip.                       | 69,168.11            |                     |                      | 69,168.11            | 15%  | 10,375.22                 | 58,792.49              |
| Fire Fighting Equipment                       | 22,788.24            |                     |                      | 22,788.24            | 15%  | 3,418.24                  | 19,370.00              |
| Vehicle                                       | 698,136.71           |                     |                      | 698,136.71           | 15%  | 104,720.51                | 593,415.49             |
| Autocad                                       | 30.59                |                     | (30.59)              | 0.00                 | 40%  | (0.00)                    | (0.00)                 |
| Barcode Printer                               | 22.00                |                     | (22.00)              | 0.00                 | 40%  | 0.00                      | 0.00                   |
| Elometric Thumb Scanner                       | 6.81                 |                     | (6.81)               | 0.00                 | 40%  | 0.00                      | 0.00                   |
| Computer                                      | 3,509,552.32         |                     | (9.45)               | 3,509,552.32         | 40%  | 1,403,820.93              | 2,105,731.39           |
| Computer Center Dead Stock                    | 9.45                 |                     |                      | 0.00                 | 40%  | 0.00                      | 0.00                   |
| Library/ Lab Software                         | 20,179.98            |                     |                      | 20,179.98            | 40%  | 8,071.99                  | 12,107.99              |
| Office Automation Software                    | 2,685.00             |                     |                      | 2,685.00             | 40%  | 1,074.00                  | 1,611.00               |
| Projector                                     | 222,177.42           |                     |                      | 222,177.42           | 40%  | 88,870.97                 | 133,306.45             |
| L.P.S. System                                 | 19,472.67            |                     |                      | 19,472.67            | 40%  | 7,789.07                  | 11,683.57              |
| Foods   | 173,785.67           |                     |                      | 173,785.67           | 40%  | 69,514.27                 | 104,271.63             |
| Plant & Machinery 22-23                       |                      | 666,210.20          |                      | 6,641,471.37         | 15%  | 548,076.12                | 6,093,395.26           |
| Computer 22-23                                |                      | 6,773,960.00        |                      | 2,861,500.00         | 40%  | 3,281,884.00              | 6,353,576.23           |
| Furniture 22-23                               |                      |                     |                      | 1,107,695.00         | 10%  | 55,384.75                 | 1,052,310.26           |
| Books 22-23                                   |                      |                     |                      | 1,76,077.00          | 40%  | 35,215.40                 | 1,40,861.83            |
| <b>TOTAL</b>                                  | <b>18,293,344.38</b> | <b>7,440,101.35</b> | <b>10,120,533.17</b> | <b>35,853,978.90</b> |      | <b>7,358,473.53</b>       | <b>28,495,508.58</b>   |

